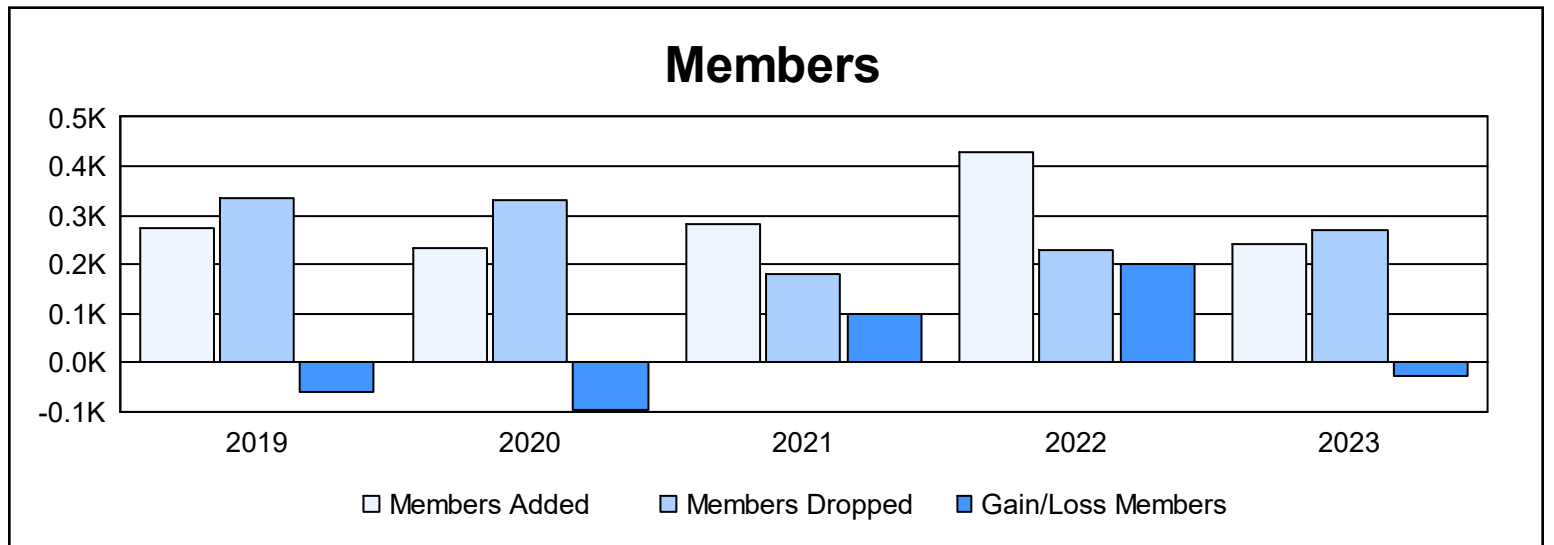
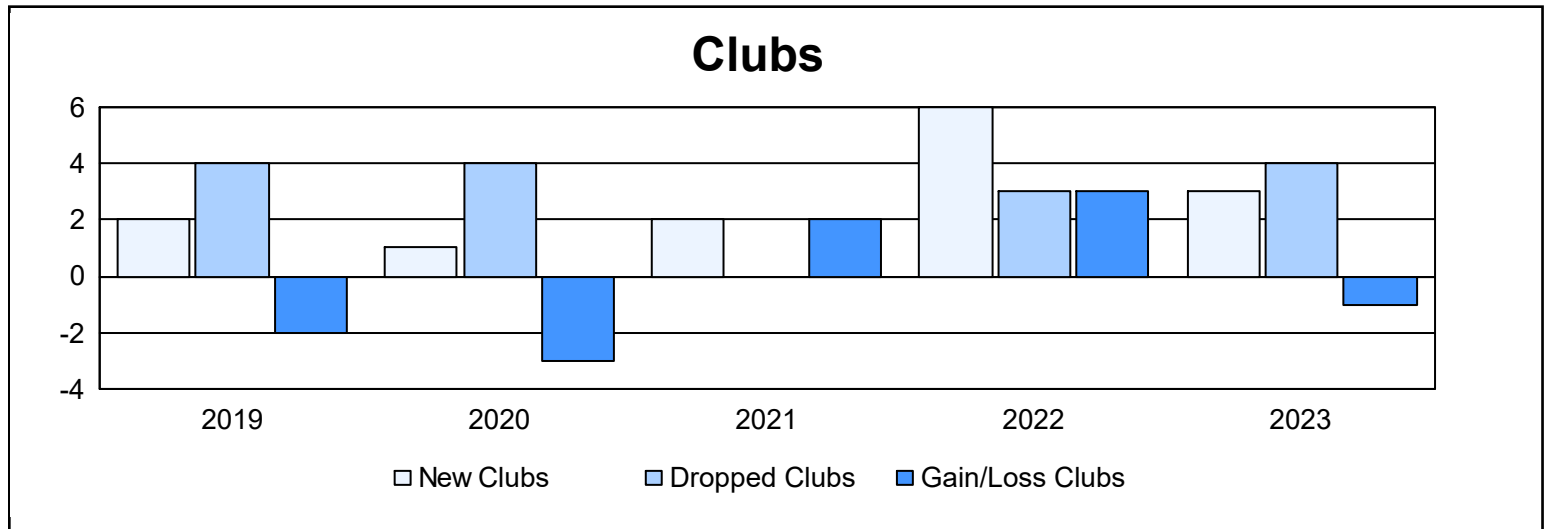
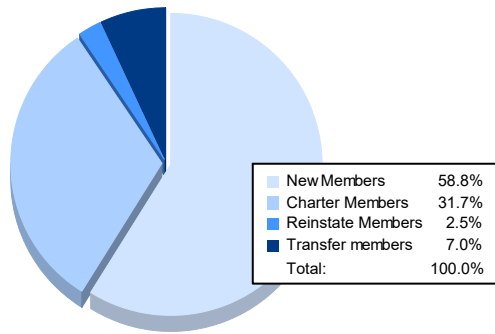


| Year           | New Clubs | Dropped Clubs | Gain/ Loss Clubs | New Members | Charter Members | Reinstate Members | Transfer Members | Total Member Added | Total Members Dropped | Gain/ Loss Members |
|----------------|-----------|---------------|------------------|-------------|-----------------|-------------------|------------------|--------------------|-----------------------|--------------------|
| 2018-2019      | 2         | 4             | -2               | 112         | 90              | 59                | 14               | 275                | 335                   | -60                |
| 2019-2020      | 1         | 4             | -3               | 162         | 43              | 23                | 7                | 235                | 331                   | -96                |
| 2020-2021      | 2         | 0             | 2                | 194         | 50              | 25                | 11               | 280                | 182                   | 98                 |
| 2021-2022      | 6         | 3             | 3                | 274         | 145             | 9                 | 1                | 429                | 230                   | 199                |
| 2022-2023      | 3         | 4             | -1               | 143         | 77              | 6                 | 17               | 243                | 269                   | -26                |
| <b>Average</b> | <b>3</b>  | <b>3</b>      | <b>0</b>         | <b>177</b>  | <b>81</b>       | <b>24</b>         | <b>10</b>        | <b>292</b>         | <b>269</b>            | <b>23</b>          |



### Membership Composition June 2023 Cumulative



### Gender Composition June 2023 Cumulative

